

Non-inferiority trial of two commercial zilpaterol HCl brands in *Bos indicus* cattle under humid tropical conditions


Agustín Nieto-Carmona¹

 0000-0002-4233-5269

Jeny Aguilar-Acevedo²

 0000-0002-4205-3544

María de la Salud Rubio³

 0000-0002-7975-4547

Pedro Alvarado-García³

 0000-0003-2983-6971

Graciela Tapia⁴

 0000-0002-3181-8441

Luis Ocampo¹

 0000-0002-0644-8987

Héctor Sumano^{1*}

 0000-0002-8802-5274

¹ Departamento de Fisiología y Farmacología.
Facultad de Medicina Veterinaria y Zootecnia.
Universidad Nacional Autónoma de México.
Av. Universidad 3000, México City 04510, México.

² PiSA Agropecuaria S.A. de C.V.
Avenida España 1840, Colonia Moderna.
Guadalajara Jalisco, Mexico 44190.

³ Centro de Enseñanza Práctica e Investigación
en Producción y Sanidad Animal.
Facultad de Medicina Veterinaria y Zootecnia.
Universidad Nacional Autónoma de México.
Av. Universidad 3000, México City 04510, México.

⁴ Departamento de Genética y Bioestadística.
Facultad de Medicina Veterinaria y Zootecnia.
Universidad Nacional Autónoma de México.
Av. Universidad 3000, México City 04510, México.

*Corresponding author:

Tel: 52 55 56 22 59 09 ext 104

Email address:

sumano@unam.mx

Received: 2017-06-21

Accepted: 2018-02-08

Published: 2018-04-11

Additional information and declarations
can be found on page 13

© Copyright 2018
Agustín Nieto-Carmona et al.

open access 



Distributed under Creative Commons CC-BY 4.0

Abstract

Commercial availability of a generic zilpaterol HCl (ZH) premix preparation for beef cattle in Mexico motivated a non-inferiority trial vs the reference preparation. The trial was conducted on zebu-type cattle (*Bos indicus*) under humid tropical conditions. Meat production and basic meat quality were assessed for 810 zebu bulls, aged 18-22 months and weighing 430 to 490 kg. Bulls were randomly assigned into one of three groups: ZHg, treated with the generic ZH (Zipamix®) preparation; ZHr, treated with the reference ZH (Zilmax®) preparation, and Cg, the untreated control group. Housing, shade surface, feeding and water availability were highly homogeneous between the animals' pens. Results for the measured productive and meat quality parameters showed that both ZH-treated groups had higher values than the Cg ($P < 0.05$), and differences between the ZHg and ZHr groups were not statistically significant, thus fulfilling the criteria of a non-inferior ZH preparation. In this assay, ZH supplementation did not modify the amounts of moisture, fat, protein or ash in the *Longissimus dorsi* muscle compared with the meat from non-supplemented animals, and the overall meat acceptability was unaffected ($P > 0.05$).

Keywords: Beef cattle, carcass-yield, meat-quality, non-inferiority, humid-tropic, zilpaterol hydrochloride.

Cite this as:

Nieto-Carmona A, Aguilar-Acevedo J, Rubio M de la S, Alvarado-García P, Tapia G, Ocampo L, Sumano H. Non-inferiority trial of two commercial zilpaterol HCl brands in *Bos indicus* cattle under humid tropical conditions. *Veterinaria México OA*. 2018;5(2). doi: 10.21753/vmoa.5.2.482.

Introduction

As more effective drugs become available and fewer new breakthrough drugs emerge, clinical investigation objectives change. Clinical investigations often seek non-inferiority or equivalency effects of new drugs, rather than superiority, compared with existing effective standard drugs in active controlled trials, and the known efficacy of the standard treatment is then transformed to the new treatment. Since the interest is primarily one-sided, such trials are named “non-inferiority” trials to show that the new treatment is not inferior to the standard treatment by more than a small, predefined margin.¹

Demand for bovine meat has steadily increased in recent decades,² and pharmacological intervention with zilpaterol hydrochloride (ZH) has been used to increase production. This drug has been approved by health authorities in the USA,³ Mexico,⁴ South Africa⁵ and Canada.⁶ Feed supplementation with ZH by Zilmax®, the pioneer brand (Merck, Sharp & Dohme Corp. MSD, México) improves feed conversion rates and carcass yields at the expense of muscle mass,⁷ while reducing overall fat deposition.⁸ Increased protein synthesis in muscle fibres is due to altered transcriptional activity in the myosin heavy-chain isoforms.⁹ Nutrients that usually form fat are shifted to increase muscle synthesis.¹⁰ ZH is rapidly and completely absorbed within 12 h after oral administration with food. Elimination occurs through the urine (86 %) in a biphasic manner: first with a half-life of 15.3 ± 1.8 h, then a 98 % clearing of the drug in 48 h.¹¹ The second phase is slower and allows detecting zilpaterol after a withdrawal time of 8 d; however, a withdrawal time of 2 to 4 d has been set as the standard for meat production.¹²

Recently, generic commercial ZH brands have become available in Mexico, but no information exists on their comparative efficacy regarding fattening efficiency and meat quality features, and no published information is available on ZH use in humid, tropical conditions, which are common in Mexican meat production. Moreover, most studies have been conducted on *Bos taurus* livestock, while cattle utilized for meat production in Mexico are mainly of the *Bos indicus* species.¹³ Thus, this study performed a non-inferiority assay to compare the pharmacodynamic responses of the reference ZH preparation (Zilmax® MSD) and a generic ZH brand (Zipamix® PiSA Agropecuaria S.A. de C.V., Mexico) on meat production and basic meat quality parameters, under a specific setting: *Bos indicus* cattle in humid tropical conditions.

Material and methods

Procedures and bull management followed official Mexican regulations for animal care.^{15,16} The trial was approved by the Care Committee for Animal Use of *Universidad Nacional Autónoma de México*, based on the VICH GL9 guidelines for medical veterinary products.¹⁷ The trial was performed on bulls from a feedlot production located in the *Tamuín* region of *San Luis Potosí, Mexico* ($22^{\circ} 05'30.6''$ N, $98^{\circ} 37'21.2''$ W). In this tropical region, temperatures are consistently high (ranging from 19.3 °C to 48.5 °C) with a mean of 25.5 °C throughout the year. Annual rainfall ranges from 800 to 1,500 mm and two weather seasons stand out: the drought season (late November through late May) and the rainy season (June to

early November).¹⁸ This study was conducted during the rainy season, from August 10th, 2016 to September 14th, 2016. Humidity during this time ranged from 29 % to 96 %, and the temperature ranged from 33 °C to 49 °C. This region is classified as tropical savannah climate. Warm all year, with dry season (Aw), according to the climatic classification of Köppen¹⁹ with an average precipitation ranging from 1000 mm to 1400 mm/year.

Experimental design

Eight hundred nineteen zebu non-castrated bulls (approximately 75 % *Bos indicus*, 25 % *Bos taurus*), younger than 2 years old, weighing between 430 and 490 kg, and originating from southeastern Mexican farms (Chiapas and Veracruz) were selected for this trial. Upon selection, all bulls were treated with 200 µg/kg **SC** of ivermectin (*Dectiver®*, *Lapisa, Mexico*) and vaccinated against clostridial diseases (*Ultrabac/Somubac®*; *Zoetis, Mexico*). As in other related studies,^{20,21} an anabolic combination was implanted (i.e. *Synovex-plus®*; *MSD*) containing 200 mg of trenbolone acetate and 28 mg of oestradiol benzoate. Nine pens with similar shade, water and feed conditions were established with 90 animals each, and treatments were assigned randomly to each pen. The pens had mean surface areas of 1800 m² with 600 m² of shade and feeders of 40-m long, 70-cm wide and 60-cm deep. Automatic drinkers were located between pens. When the bulls arrived, they were quarantined to adapt to their new surroundings. Animal management and feeding followed the beef production unit's standard procedures. The pens were constantly surveyed to isolate and, if necessary, discard bulls with evident signs of disease or injuries from the trial. All animals were subjected to an adaptation period of no less than two months before beginning the non-inferiority test.

Three groups with three replicates each were randomly established as follows: the control zilpaterol-free group (Cg); the ZHr group treated with the reference zilpaterol-HCl from *Zilmax®* (*MSD*) at a dose of 0.15 mg/kg/day, equivalent to an in-feed concentration of 6 ppm of zilpaterol HCl; and the ZHg group treated with the generic zilpaterol HCl from *Zipamix®* (*PISA-Agropecuaria, Mexico*) with the same doses as the ZHr group. Both commercial brands contain 48 g of zilpaterol hydrochloride/kg of product, and the amount of commercial preparation added was 125 g/ton of feed in both cases.

Food was served twice daily (7:00 am and 1:00 pm) using *Rotomix®* automated trucks (*International Trucks®, Laredo, TX, USA*), with an integrated weighing machine to verify the quantity. In addition, a 3 % food excess was delivered based on previous food consumption records per body weight. Leftover food was removed, weighed and recorded daily. ZH mix homogeneity for both products was ensured by using micro-tracers (*Micro-Tracers, Inc. San Francisco, EEUU*). The premix was prepared weekly, and the feed was prepared with and without ZH twice daily. The medicated diet was provided for 30 days, and a withdrawal period of three days was established before slaughter. Diet details are presented in [Table 1](#). Before slaughter, towards the end of the trial (33 d), the ration was reduced by half for 12 hrs, and water was provided *ad libitum*. Thirty bulls per pen were then transported in trailers to the on-site slaughter house (Federal Inspected Slaughterhouse: *TIF 470*), at a distance of approximately 850 m. All animals were weighed individually just before slaughter, following Mexican regulations.^{23,24} To obtain the

Table 1. Dietary ingredients and chemical composition of the finishing diet as expressed in kg of each ingredient per ton of prepared food.

Ingredient	Weight (kg/Ton)	%	Chemical composition	Before drying	Dried
Soja	50	0.5	ENm, Mcal/kg	1.74	2.15
DDG	1400	14.0	ENg, Mcal/kg	1.18	1.50
Molasses	600	6.0	Protein, %	11.33	14.00
Elit-f	250	2.5	Ash, %	3.74	4.60
Oil	300	3.0	Calcium, %	0.68	0.85
Corn	6100	61.0	Phosphor, %	0.26	0.30
Silo	500	5.0	FC, %	5.32	6.60
Straw	800	8.0	Ether extract, %	5.33	6.60
Humidity	19.1		Carb. Non-fibrous, %	45.62	56.40

hot carcass weight (HCW), the animal's head, viscera, legs and skin, were discarded. Carcasses were then cooled at 1 °C for 24 hrs to obtain the cold carcass weight (CCW).

Meat production and meat quality

To analyse the meat twenty-four hrs after slaughter, 30 carcasses per treatment and per untreated animals, were randomly selected, using the online programme <http://www.alazar.info/generador-de-numeros-aleatorios-sin-repeticion>. After slaughter, the carcasses were stored in 9 refrigerators (three per treatment) and numbered consecutively. Two *Longissimus dorsi* muscle samples (cubes of 2.5 X 2.5 X 2.5 cm) were obtained per carcass at the 12th thoracic vertebra, one sample for the composition and proximal chemical analysis (PCA) and the other for sensory evaluation. Samples were vacuum-packed and shipped at 4 °C to the Meat Science Laboratory at the *Facultad de Medicina Veterinaria y Zootecnia* of *Universidad Nacional Autónoma de México* in Mexico City.

Subcutaneous fat and epimysium were removed and cleaned for the meat composition analysis. Samples were ground in a food processor and analysed for moisture content, intramuscular fat, protein quantity and ash following the method described by the Association of Official Analytical Chemists, AOAC.²⁵ For sensory evaluation, the meat was cooked to an internal temperature of 70 °C, following the American Meat Science Association (AMSA) procedure.²⁶ After removing the outer crust, cubes of approximately 2 x 2 x 2 cm were obtained and immediately served to 73 judges. To ensure unbiased observations, each judge received three samples without identification, low-salt biscuits were offered as flavour carriers, and water was available to rinse between samples. Judges were asked to indicate on a printed questionnaire their liking level for aroma, flavour, tenderness, juiciness, smoothness and overall acceptability of the meat, as well as on a seven-point hedonic scale (AMSA) in which 7 = I really liked it, and 1 = I really disliked it.

Statistical analysis

Treatments were initiated sequentially 24 hrs apart over 3 days to allow stepped work at the slaughter house. This arrangement allowed the study to be considered as a randomized block design. Each animal was used as the experimental unit for initial weight (i.e., weight at the beginning of the trial), final weight, weight gain, cold carcass and meat composition variables. For the food consumption and feed conversion variables, each pen was used as an experimental unit.

In this non-inferiority study, the generic product was expected to be at least 80 % as effective as the reference product. The null hypothesis established that the efficacy difference between treatments (ZHr and ZHg) was no larger than 20 %. Rejecting the null hypothesis leads to a non-inferiority conclusion,²⁰ as follows:

$$\begin{aligned} H_0: T-S &\leq -\delta \text{ ó } T-S \geq -\delta \\ H_a: -\delta &< T-S < \delta \\ \delta &= 20 \%.^{22} \end{aligned}$$

Where δ is the non-inferiority margin, T is the test treatment and S is the standard active control treatment. For a non-inferiority trial, the generic product is expected to have at least an 80 % efficacy compared to the reference.²⁷

Each animal was the experimental unit for the final weight, or average daily gain (ADG). For carcass characteristics such as cold carcass weight (CCW), cold carcass yield (CCY) and dressing % (carcass weight/live weight) x 100, the experimental unit was each carcass. For the meat composition (humidity, protein, fat and ash %) and sensory variables (aroma, flavour, tenderness, juiciness, smoothness and overall acceptability of the meat), each block meat sample was the experimental unit.

For the food consumption and feed conversion variables, each block was taken as treatment repetition ($n = 3$), and each pen was either treated with ZHr or ZHg or untreated (Cg). Treatments were initiated sequentially 24 hrs apart over 3 days. Thus, a randomised complete block design with a generalised linear model (GzLM) was applied.²⁸ The assessed variables were initial body weight (BW_i), final weight (BW_f), total gain (TG), (ADG) kg/d average daily gain, dry mean intake (DMI), conversion kg:kg rate (G: F) and carcass characteristics of cold carcass weight (CCW), cold carcass yield (CCY), and dressing % (carcass weight/live weight) x 100. The linear link model was used to analyse the continuous variables, including treatment, block (confusion factor) and their interaction for BW_f and TG. BW_i was added as a confusion factor and BW_f was added as a covariable to carcass characteristics. DMI, G:F and muscle composition percentages were analysed as a complete randomized design with a linear link for the GzLM. For the sensory variables, the percentages were quantified as positive responses (≥ 5) on the hedonic scale,²⁶ and odd ratios (Wald 95 % CI) were calculated and evaluated by GzLM, using a fixed complete randomized design with a binomial probit link. Statistical support for the non-inferiority hypothesis was assessed by the Wald statistic.

All analyses were performed using IBM SPSS Statistics® version 21 for Windows® (IBM, Mexico S.A).²⁹ Differences between ZHg, ZHr and the control group were considered significant if P was ≤ 0.05 .³⁰ The non-inferiority hypothesis was considered true if $\delta < 20$ %. A power test (1- β) was performed with the G-Power programme.

Results and discussion

This study aimed to determine whether the pharmacodynamic effects of a generic ZH statistically differed from the reference ZH formulation, using a non-inferiority assay²⁷ based on weight gain, secondary productive parameter variables, and the sensorial characteristics of the meat. Table 2 shows the Wald values for each model, their degrees of freedom (d.f.) and P-values. The observed results between ZHg and ZHr (Table 3) are statistically indistinguishable with a 95 % CI.

An average weight gain of 7.76 kg was observed in the treated bulls compared with the control bulls (Table 3). The CCW performance showed a mean increase of 7.37 kg in the ZH-treated bulls, compared with the untreated animals (Cg). In contrast, feed conversion (G:F) did not significantly differ between treated and untreated bulls (note the 95 % Wald confidence intervals (CI), Table 3). These values confirm that ZH promotes growth. The cold carcass mean weight and carcass yield in the treatment groups, ZHg and ZHr, were statistically indistinguishable (95 % Wald CI). Given the large sample size, the test powers were between 0.66 and 0.99. Figure 1 shows the means and 95 % confidence intervals of the average daily gain, dressing and conversion rate (G:F; kg/kg). Note that for conversion rate, an overlap clearly exists between the latter groups, unlike for the other two variables in which the control groups did not overlap with the treated groups. ZHr-treated animals varied greatly in conversion rate. This was corrected in the GzLM model. Maximum likelihood was used with GzLM model to lower the adjusted mean variation (Figure 1).

Proximal chemical analysis data for the *Longissimus dorsi* muscle are presented in Table 4. The findings indicate that supplementing either commercial ZH brand does not modify the moisture, fat or ash content in the muscle ($P = 0.32$; Wald χ^2 test = 2.5; d.f. = 2), compared with the ZH-free animal meat ($1-\beta = 0.63$). The ZHr protein percentage was higher than that of the ZHg and control groups (24.16 and 23.52 %, respectively), and the test powers were between 0.6 and 0.82.

Zilpaterol supplementation (ZHg and ZHr) did not modify the consumers' scores for odour, taste and softness of the *Longissimus dorsi* muscle ($P = 0.50$; Wald χ^2 test = 0.8; d.f. = 2). Table 5 summarizes these data. For these attributes, more than 65 % of consumers assigned scores ranging from 5 to 7 (i.e., I liked it lightly, and I really liked it) as observed in Figure 2. Meat juiciness from animals treated with either ZHg or ZHr presented lower scores (≤ 5) compared with the untreated animal meat ($P = 0.046$; $\chi^2 = 2$; $N = 219$).

For most variables assessed, differences between the groups treated with ZH and the control group were highly significant ($P < 0.01$). This demonstrates the efficacy of both ZH commercial brands. However, subtracting the mean values of the generic or the reference product from the untreated group reveals a higher difference favouring the generic commercial brand. This is illustrated in Table 3, where the difference between the final weight of the animals treated with the reference product and the control group is 6.13 kg. This value is 9.38 kg for the generic group; however, the difference between these groups was not statistically significant, indicating that the effectiveness of the ZHg treatment is not inferior to that of the reference product, ZHr. In other words, in all variables assessed between the ZHg and ZHr groups, the results confirmed the non-inferiority hypothesis. CCW and CCY mean values for the bulls treated with the generic ZH product did not differ from their corresponding values in the ZHr group; however, in this

Table 2. Wald value for models tested with GzLM for production and carcass variables.

Dependent variables	Model components					
	I	T	B Wald (d.f.) P-value	T*B	BWi	BWf
BWi	2234279(1) ^a 0.0000001 ^b	0.688(2) 0.71	1685(2) 0.0001	2.8(4) 0.71	-	-
BWf N = 819	5.1(1) 0.02	37.4(2) 0.0001	3,8(2) 0.15	19.7(4) 0.001	167.5(1) 0.00001	-
ADG N = 819	5.1(1) 0.02	38.3(2) 0.0001	3.8(2) 0.15	19.9(4) 0.001	0.5(1) 0.46	-
DMI N = 91	17560 0.00001	31.9 0.0001	-	-	-	-
G:F N = 9	2129(1) 0.0001	1.8(2) 0.410	-	-	-	-
CCW N = 819	116.1(1) 0.0001	68.8(3) 0.0001	43.5(2) 0.0001	13.2(4) 0.01	-	420.8(1) 0.0001
Dressing % N = 819	1807(1) 0.0001	69.6(2) 0.0001	57.8(2) 0.0001	12.7(4) 0.13	-	129.5 0.0001

Production Characteristics: Initial Body Weight (BW_i), Final weight (BW_f), Average Daily Gain (ADG), Dry Mean Ingest (DMI), feed conversion: G:F (kg:kg), carcass characteristics: Cold Carcass Weight (CCW), Dressing % = (Carcass Weight/Live Weight) x 100; Model components: I: Intersection, T: treatment, B: Block, T*B (interaction between treatment and Block).

^{a,b} Different literals mean significant differences between treatments (P < 0.01) in Bonferroni tests.

Table 3. Feedlot and carcass performance in bulls supplemented with zilpaterol hydrochloride (ZHg and ZHr).

Live Weight	Treatment means ¹			Wald CI 95 % ²			Wald test Treatment ³		
	Control N = 277	ZHg N = 282	ZHr N = 260	Control	ZHg	ZHr	P	1-β	Wald d.f. = 2
Initial, kg	465.74 ^a	465.78	465.03	464.1, 466.2	464.2, 466.2	464.6, 466.8	0.710	0.78	0.69
Final, kg	509.02 ^a	518.4	515.15	506.9, 511.2	516.3, 520.5	513.1, 517.2	0.001	0.92	37.40
Total gain	43.77 ^a	53.16	49.91	41.5, 45.9	51.1, 55.2	47.8, 51.9	0.001	0.93	38.50
ADG kg/d	1.34 ^a	1.61	1.51	1.26, 1.39	1.45, 1.57	1.54, 1.67	0.001	0.93	38.50
DMI kg/d	9.69 ^a N = 3	10.74 N = 3	10.41 N = 3	9.43, 9.9	10.48, 11.0	10.15, 10.7	0.001	0.73	28.11
G:F kg/kg	0.129 ^a N = 3	0.138 N = 3	0.136 N = 3	0.119, 0.13.8	0.128, 0.148	0.126, 0.146	0.410	0.67	1.79
Cold Carcass Weight, kg	308.39 ^a	317.04 ^b	314.49 ^b	307.9, 311.0	315.8, 318.4	313.5, 316.1	0.0001	0.99	98.10
Dressing %	60.75 ^a	62.25 ^b	61.79 ^b	60.7, 61.2	61.9, 62.4	61.5, 62.1	0.001	0.99	69.63

¹ ZHg = zilpaterol hydrochloride from Zipamix® (Pisa Agropecuaria Mexico, Guadalajara, Mexico); ZHr = zilpaterol hydrochloride from Zilmax (MSD). ADG kg/d Average Daily Gain; DMI kg/d: Daily Mean Intake, G:F kg/kg food conversion.

² 95 % Confidence Intervals with Wald statistic, d.f.: degrees of freedom.

³ Wald test for treatment factor; P: P-value; 1-β: Power of the test; Wald: Chi-square value.

^{a,b} Different literals mean significant differences between treatments (P < 0.01) in Bonferroni tests.

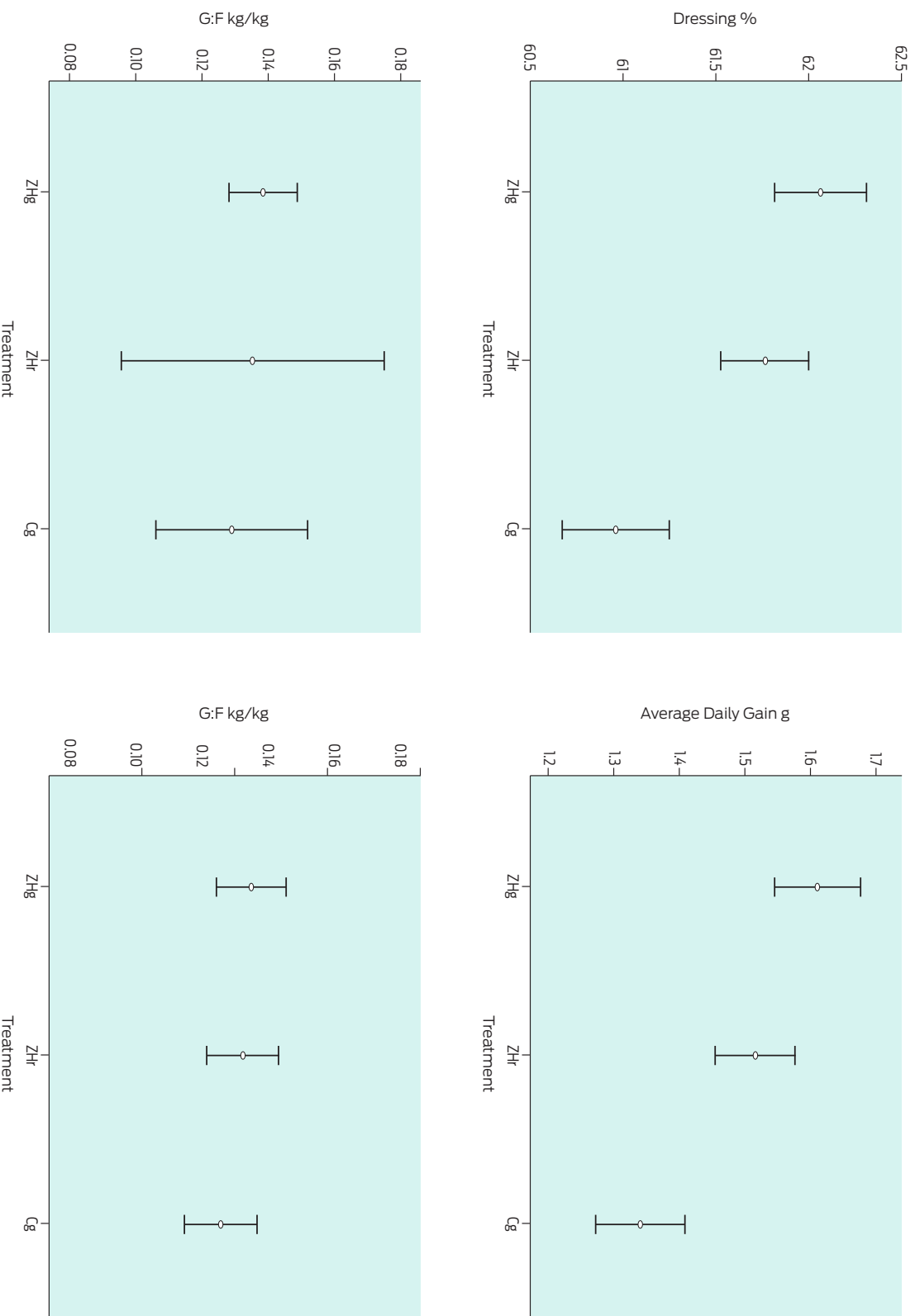


Figure 1. Means and 95 % confidence intervals for dressing percentage, average daily gain and conversion rate (kg/kg) by treatment as follows: ZHg = zilpaterol hydrochloride from Zipamix® (Pisa Agropecuaria México, Guadalajara, Mexico); ZHr = zilpaterol hydrochloride from Zilmax (MERC, SHARP & DOHME CORP. MSD Salud Animal México, Mexico City, Mexico).

Table 4. Composition of the *Longissimus dorsi* muscle of bulls supplemented with zilpaterol hydrochloride (ZHg and ZHr).

Item (%)	Treatment ¹			Wald 95 % IC			Wald Test ²	
	Control N = 28*	ZHg N = 27*	ZHr N = 29*	Control	ZHg	ZHr	P (χ^2) (d.f. = 2)	1- β
Humidity	71.26	70.85	71.39	70.78, 71.73	70.38, 71.31	70.9, 71.38	0.32(2.5)	0.63
Protein	23.52 ^{a, b}	23.08 ^b	24.16 ^a	22.9, 24.1	22.5, 23.6	23.6, 24.7	0.03(7.2)	0.57
Fat	4.36 ^b	5.22 ^b	3.58 ^a	3.8, 4.9	4.7, 5.7	3.0, 4.1	0.001(18.4)	0.75
Ash	0.85	0.84	0.87	0.79, 0.89	0.80, 0.89	0.82, 0.91	0.792(0.46)	0.82

¹ ZHg = zilpaterol hydrochloride from Zipamix® (Pisa Agropecuaria México, Guadalajara, Mexico); ZHr = zilpaterol hydrochloride from Zilmax (MSD). ^{a, b} Different literals mean significant differences between treatments (P < 0.01) in Bonferroni tests.

² P-value of overall test (Wald χ^2 statistic), degrees of freedom (d.f.), and power test (1- β).

* After slaughtering the animals, 30 carcasses were sampled for the meat analysis. However, some samples were not suitable for the analysis due to contamination.

Table 5. Percentage of positive ratings* (≥ 5) for palatability traits of the bulls' *Longissimus dorsi* muscle with zilpaterol hydrochloride (ZHg and ZHr); meat aged for 11 days.

Item	Treatment ¹			Odds ratio (Wald 95 % IC)			Wald Test ²	
	Control N = 73	ZHg N = 73	ZHr N = 73	ZHg vs Cg	ZHr vs Cg	ZHr vs ZHg	P (χ^2) (d.f. = 1)	1- β
Aroma	71.2	67.1	56.2	1.2 (0.6, 2.4)	1.9 (0.97, 3.8)	0.75 (0.49, 1.1)	0.173 (3.8)	0.6
Flavour	75.3	68.5	65.8	1.4 (0.68, 2.9)	1.6 (0.77, 3.3)	1.10 (0.71, 1.6)	0.72 (1.7)	0.74
Tenderness	60.3	53.4	58.9	1.3 (0.68, 2.5)	1.1 (0.55, 2.0)	0.80 (0.42, 1.5)	0.50 (0.8)	0.6
Juiciness	65.8 ^a	45.2 ^b	56.2 ^b	2.33 (1.2, 4.5)	1.5 (0.77, 2.9)	0.66 (0.77, 3.2)	0.046 (6.2)	0.5
Overall acceptability	75.3	67.1	69.9	1.5 (0.73, 3.0)	1.3 (0.63, 2.7)	0.88 (0.44, 1.8)	0.72 (1.2)	0.74

¹ ZHg = zilpaterol hydrochloride from Zipamix® (Pisa Agropecuaria México, Guadalajara, Mexico); ZHr = zilpaterol hydrochloride from Zilmax (MSD). ^{a, b} Different literals mean significant differences between treatments (P < 0.01) in Bonferroni tests.

² Contrast between Zhg and ZHr of Odd ratios. P-value of overall test (Wald χ^2 statistic), degrees of freedom (d.f.), and power test (1- β).

* Consumer sensory panel ratings based on a hedonic 7-point scale (1 = disliked very much through 7 = liked very much).

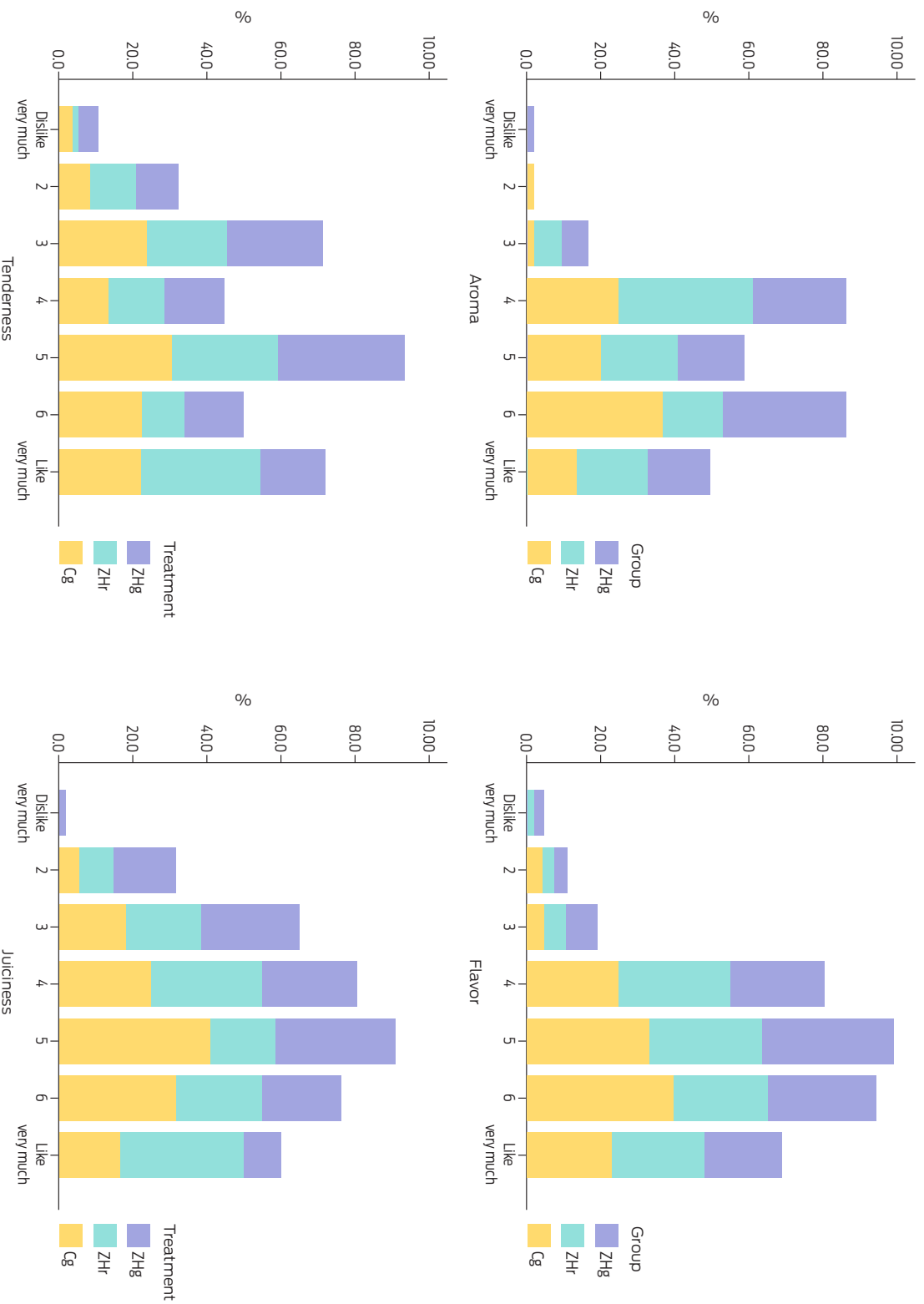


Figure 2. Sensorial hedonic scale percentages for aroma, flavour, tenderness and juiciness per treatment as follows: ZH8 = zilpaterol hydrochloride from Zipamix® (Pisa Agropecuaria México, Guadalajara, Mexico); ZHr = zilpaterol hydrochloride from Zilmax (MSD).

trial, the weight gain increments were 11.7 % in the ZHg group and 8.3 % in the ZHr group. Nevertheless, non-inferiority criteria require a minimum difference of at least 20 %.²⁷

Predictably, both treatments were statistically superior to the control. The magnitude of improvement in final body weight (22 %), lies near the maximum value reported in the literature (25 %), using the reference brand ZH.^{4,31-39} For example, weight gain coincides greatly with other studies conducted on *Bos taurus* bulls.^{34,40} Elam *et al.* treated *Bos taurus* bulls with 8.33 mg ZH/kg feed as dry matter for 30 days and obtained final weight increments of 9.3 kg compared with untreated bulls.⁴² These values are similar to those obtained in this trial for *Bos indicus* (i.e., final weight increments of 7.75 kg at a dose of 6 mg of generic ZH/kg feed). The mean final weight reported by Avendaño *et al.* using a generic ZH, was higher than the one achieved here²¹; however, the weight gain reported by these authors was similar to the corresponding value obtained during this trial (e.g., 77.80 vs. 53.16, respectively).

Differences in final weight (e.g., 528.83 kg vs 518.4 kg, respectively) could be due to differences in age, diet and climate. Most trials using the reference ZH brand were conducted in temperate/cold areas, which have predominant *Bos taurus* bulls^{33,42-44}. After a thorough literature review, only two trials could be compared with the one described here. One occurred in Baja California, Mexico, which is a geographical area characterized by high environmental temperatures (annual mean of 25.3 °C with a range of 5 °C to 45 °C)¹⁸ and a BWh region (i.e., dry climate, with the driest season during winter and an average annual temperature higher than 18 °C),²¹ corresponding to a desert-like scenario. When the study was conducted, the temperature oscillated approximately 20.3 °C with 57.6 % humidity,¹⁹ and zebu-type cattle were tested as well as 75/25 % *Bos indicus/Bos taurus* bulls. In that study, the total weight gain achieved with the generic brand was only 8.3 %, while in the present trial the same value reached 21.5 %. The second study was conducted in Yucatán, Mexico.²⁰ This region has similar weather conditions to those in our trial (i.e., a humid climate ranging from 30.92 % to 69.08 % and high temperatures year-round, where the annual mean is 28 °C with a range of 16 °C to 40 °C).¹⁶ The region has been classified as Aw (i.e., humid tropical climate with a dry season during winter and at least one month with a monthly precipitation < 60 mm).¹⁹ The zebu bulls included in the research of Castellanos *et al.* 2006 were younger and lighter than those in our study, and no generic ZH brand was tested²⁰; only the reference ZH from Zilmax® and an untreated control group were studied. These methodological differences hinder direct comparisons with the present trial; however, Castellanos *et al.* reported a final weight gain of only 1.05 % of the ZH-treated group compared with the control group (e.g., 48.6 kg vs 51 kg, respectively).²⁰ Comparisons among studies are difficult as many factors could have influenced the results, such as diet digestibility, surface area of the provided shade, and weather conditions. Nevertheless, one issue appears to be clear in these three studies: the presence of particularly unfavourable climate conditions for optimal weight gain.⁴⁵ Furthermore, competitive production variables were noticeably improved. For example, the mean temperature during this trial was 29.3 °C at 8:00 hours and 35.0 °C at 1:00 p.m., with relative humidity of 83.8 % and 53.2 %, respectively. Although the study was conducted during the rainy season, only three days experienced heavy rain. The bulls were supplemented with ZH only for 30 days,

but this supplementation has been used up to 40 days.³⁴ It appears that production variables are similar in either dosing scheme.^{7,20,21,32,34} The accepted meat withdrawal period in countries that have authorized ZH use for 30 to 40 days is 3 to 4 days.^{46,47} Within these dosing ranges, ZH supplementation appears to be economically profitable.¹⁹⁻⁴⁸

In cattle, β -adrenergic agonist drugs are reported to modify the adipose tissue metabolism and decrease fat by increasing lipolysis and decreasing lipogenesis. In muscle tissue, these drugs increase protein by reducing its degradation and increasing protein synthesis.⁴⁹ The obtained values from the proximal chemical analysis agree with the moisture, protein, fat and ash ranges for the *Longissimus dorsi* muscle of Mexican cattle,^{50,51} although the results found during this trial showed slightly higher protein and fat. In contrast, these data differ from values reported in the literature outside Mexico. Shook *et al.* 2002, evaluated the meat of British and British \times Continental bulls treated with 8.3 mg ZH/kg feed as dry matter for 20 d.⁵⁰ These authors found that the protein percent was higher in the meat from ZH-treated bulls, compared with untreated animals (23.41 vs 22.87 %), but fat deposition remained statistically indistinguishable. In contrast, Rathmann *et al.* 2009, found that ZH-treated animal meat had less fat and more muscle moisture and protein content compared with untreated animals.⁹ Holmer *et al.* 2009, mentioned that moisture was unaffected, but the amount of fat was lower in the measured muscles (*Triceps brachii*, *Gluteus medius* and *Longissimus lumborum*) from animals treated for 30 d with ZH.⁴³ Hilton *et al.* 2009 observed a decrease in the fat percentage of the *Longissimus lumborum* muscle, but the protein and humidity percentages remained unaltered in ZH-supplemented bulls.⁵² Differences in the fat amount, protein content and humidity among the studies outside Mexico and the data gathered in this trial may be partly explained by the genetic contributions of *Bos taurus* and *Bos indicus* from each group of bulls, as *Bos indicus* have lower fat deposition rates than *Bos taurus*.⁵⁴

Although consumers detected differences in the *Longissimus dorsi* muscle juiciness for both ZH treatments, the overall pleasing rating was unaffected ($P = 0.046$; Wald χ^2 test = 6.2; d.f = 1). This agrees with the results of Garmyn³⁶, who indicated that ZH does not modify *Longissimus dorsi* muscle taste from Holstein bulls compared with control samples. Despite sustained juiciness and general softness scores being affected, it is likely that these latter changes were related to the lesser amount of intramuscular fat in the ZH-treated animal meat.⁵⁴ This effect was not demonstrated here; however, the reduced juiciness and general softness across all studies has been linked to muscle fibre hypertrophy.^{55,56}

Finally, generic drug preparations fulfil a debatable but sometimes clear social benefit by reducing costs of reference-drug preparations, which occurred in this study. Additionally, ZH use dissuades clenbuterol use as an illegal agent to improve carcass yield, thus preventing human clenbuterol toxicity outbreaks.⁵⁶ The lack of pharmacodynamic similarity is often seen as an argument for discrediting generic preparations; however, in this assay, carcass yield and meat quality from both ZH-tested preparations were indistinguishable.

Conclusions

Few countries have approved ZH use for the final phase of fattening beef cattle, and until now, non-inferiority data for generic preparations were lacking. One exception is an essay that estimated carcass quality when using a generic ZH brand (Grofactor® Virbac, Mexico)²¹; however, as environmental conditions are key factors for the well-being and fattening efficiency of bulls, that study failed to disclose details on the cattle housing such as shade surface or how the feed was served. Consequently, this is the first carefully structured trial to compare productive variables from a non-inferiority perspective, conducted under humid tropical conditions in cattle with a marked *Bos indicus* genotype.

Regarding meat quality, few differences (not statistically significant) were observed between reference and generic ZH preparations, and both improved meat production compared with the untreated animals. This evidence confirms the non-inferiority nature of the generic ZH preparation.

Funding

This study was partially supported by two scholarships awarded to two authors by CONACyT and by a grant from PAPIIT/National Autonomous University of Mexico (UNAM) No. IT201116.

Acknowledgements

Authors express their gratitude to assistance and open house policy of the beef production unit in which this work was carried out, in Tamuin, San Luis Potosí, Mexico

Conflicts of interest

The authors declare that they have no conflict of interest.

Author contributions

A. N-C; J. A-A; M.de S. R.; P. A-G, and HS conceived and executed the experiment. M. de S. R. and P. A-G evaluated meat quality. LO and GT designed and conducted the statistical analysis.

References

1. Hwang IK and Morikawa T. Design issues in noninferiority/equivalence trials. *Drug Inf. J.* 1999;33(4):1205–1218.
2. FAO. Overview of the world meat market. 2015. Retrieved January 07, 2017, from <http://www.fao.org/ag/againfo/themes/es/meat/background.html>
3. FDA. Freedom of information summary. Original new animal drug application NADA 141–258. ZILMAX (zilpaterol hydrochloride). Type A medicated article for cattle fed in confinement for slaughter. 2006. Retrieved February 07, 2017, from <http://www.fda.gov/downloads/AnimalVeterinary/Products/ApprovedAnimalDrugProducts/FOIADrugSummaries/ucm051412.pdf>
4. Norma Oficial Mexicana. NOM-EM-015-ZOO-2002. Especificaciones técnicas para el testigo del uso de beta-agonistas en los animales. <http://legismex.mty.itesm.mx/normas/zoo/zoo015em-02.pdf>

5. Avendaño RL, Torres RV, Meraz MF, Perez LC, Figueroa SF, Alvarez VF, Correa CA, Robinson PH. Meat quality of steers treated with two beta-adrenergic agonists. *Proc. West Sec. ASAS*. 2006;57:211–215.
6. CFIA. Zilpaterol Hydrochloride - MIB #83 2009 <http://www.inspection.gc.ca/animals/feeds/medicating-ingredients/mib/mib-83/eng/1331130141375/1331130195394>
7. Plascencia A, Torrentera N, Zinn RA. Influence of the β -agonist, zilpaterol, on growth performance and carcass characteristics of feedlot steers. *Proc. West. ASAS*. 1999;50:331–334.
8. Oneida E, Fuenmayor M, Zamorano GL, Ysunza F, Gonzalez MN. Efecto del clorhidrato de zilpaterol y la vitamina D3 sobre la calidad de la carne en novillas comerciales. *Revista científica, FCV-LUZ*. 2002;XII(6):725–729. <http://produccioncientificaluz.org/index.php/cientifica/article/view/14879>
9. Rathmann RJ, Mehaffey JM, Baxa TJ, Nichols WT, Yates DA, Hutcheson JP, Brooks JC, Johnson BJ, Miller MF. Effects of duration of zilpaterol hydrochloride and days on the finishing diet on carcass cutability, composition, tenderness, and skeletal muscle gene expression in feedlot steers. *J. Anim. Sci*. 2009;87(11):3686–3701. doi: 10.2527/jas.2009-1818.
10. Garmyn AJ, Miller MF. Implant and beta agonist impact on meat palatability. *J. Anim. Sci*. 2014;92(1):10–20. doi: 10.2527/jas2013-7097.
11. Van Hoof N, Schilt R, Van Der Vlis E, Boshuis P, Van Baak M, De Wasch K, Van de Wiele M, Van Hende J, Courtheyn D, Draaijer A, De Brabander H. Detection of zilpaterol (zilmax®) in calf urine and faeces with liquid chromatography–tandem mass spectrometry. *Anal. Chim. Acta*. 2005;529:189–197.
12. INTERVET. Productividad animal. Boletín veterinario de intervet. 2005. http://www.msd-salud-animal.mx/binaries/Bolet_n_T_cnico_Zilmax_tcm92-66507.pdf
13. Méndez RD, Meza CO, Berruecos JM, Garcés P, Delgado EJ, Rubio MS. A survey of beef carcass quality and quantity attributes in Mexico. *J. Anim. Sci*. 2009;87(11):3782–3790. doi: 10.2527/jas.2009-1889.
14. Avendaño RL, Meraz MFJ, Pérez LC, Figueroa SF, Correa A, Álvarez VFD, Guerra LJE, López RG, Macías CU. Evaluation of the efficacy of Grofactor, a beta-adrenergic agonist based on zilpaterol hydrochloride, using feedlot finishing bulls. *J. Anim. Sci*. 2016;94:2954–2961. doi: 10.2527/jas2015-9878.
15. Norma Oficial Mexicana. NOM-051-ZOO-1995. Trato humanitario en la movilización de animales. <http://www.ordenjuridico.gob.mx/Publicaciones/CDs2007/CDAgropecuaria/pdf/47NOM.pdf>
16. NORMA Oficial Mexicana. NOM-033-ZOO-1995. Sacrificio humanitario de los animales domésticos y silvestres. <http://www.cuautitlan.unam.mx/descargas/cicuae/normas/Norma033.pdf>.
17. VICH GL9 (GCP). *Pharmaceuticals, Efficacy, Good clinical practice*. trilateral (EU-Japan-USA) programme. June 2000 - Implemented in July 2001. <http://www.vichsec.org/guidelines/pharmaceuticals/pharma-efficacy/good-clinical-practice.html>
18. INEGI. Compendio de información geográfica municipal. 2010. Topografía; productos y servicios. p 2-5. <http://www.inegi.org.mx/geo/contenidos/topografia/compendio.aspx>

19. Köppen-Geiger. Clasificación climática de Köppen. 1936. <http://meteo.fisica.edu.uy/Materias/climatologia/practico%20climatologia%202012/Practico%207/Clasificacion%20Koppen.pdf>
20. Castellanos RAF, Rosado RJG, Chel GLA, Betancur ADA. Empleo del zilpaterol en novillos con alimentación intensiva en Yucatán, México. Arch. Latinoam. Prod. Anim. 2006;14(2):56–59.
21. Avendaño RL, Meraz MFJ, Pérez LC, Figueroa SF, Correa A, Álvarez VFD, Guerra LJE, López RG, Macías CU. Evaluation of the efficacy of Grofactor, a beta-adrenergic agonist based on zilpaterol hydrochloride, using feedlot finishing bulls. J. Anim. Sci. 2016;4:2954–2961. doi: 10.2527/jas2015-9878.
22. Irving KH, Toshihiko M. Design issues in noninferiority/equivalence trials. 1999. Drug Inf. J. 33:1205–1218.
23. Norma Oficial Mexicana. NOM-009-ZOO-1994. Proceso sanitario de la carne. <http://www.porcimex.org/NORMAS/NOM-009-ZOO-1994.pdf>
24. Norma Oficial Mexicana. NOM-033-SAG/ZOO-2014. Métodos para dar muerte a los animales domésticos y silvestres. http://www.dof.gob.mx/nota_detalle.php?codigo=5405210andfecha=26/08/2015
25. [AOAC] Association of Official Analytical Chemists. Official methods of analysis. 15th ed. Arlington, Virginia: 1990. Chapter 39. <https://www.cabdirect.org/cabdirect/abstract/19720492404>
26. [AMSA] American Meat Science Association. Research guidelines for cookery, sensory evaluation, and instrumental tenderness measurements of meat. 2nd ed. Champaign, Illinois: 2015. <http://www.meatscience.org/docs/default-source/publications-resources/amsa-sensory-and-tenderness-evaluation-guidelines-research-guide/2015-amsa-sensory-guidelines-1-0.pdf?sfvrsn=6>
27. D'Agostino RB, Massaro JM, Sullivan LM. Non-inferiority trials: design concepts and issues – the encounters of academic consultants in statistics. Statist. Med. 2003;22:169–186. doi: 10.1002/sim.1425.
28. McCulloch CE, Searle SE, Neuhaus JM. Generalized, linear, and mixed models. 2nd ed. West Sussex, UK: Ed. Wiley 2006. ISBN: 978-0-470-07371-1.
29. Littell RC, Milliken GA, Stroup WW, Wolfinger RD. SAS® System for mixed models. Cary, NC: SAS Inst. Inc., 1996. pp. 31–63.
30. IBM. SPSS Statistics®. Version 21 for Windows® (IBM, México).
31. Shapiro SS, Wilk MB. An analysis of variance test for normality (complete samples). Biometrika. 1965;52:591–611.
32. Vestergaard M, Sejrsen K, Klastrup S. Growth, composition and eating quality of *Longissimus dorsi* from young bulls fed the β -agonist cimaterol at consecutive developmental stages. Meat Sci. 1994;38(1):55–66.
33. Avendaño RL, Torres RV, Meraz MFJ, Pérez LC, Figueroa SF, Robinson PH. Effect of two β -adrenergic agonists on finishing performance, carcass characteristics, and meat quality of feedlot steers. J. Anim. Sci. 2006;84:3259–3265. doi: 10.2527/jas.2006-173.
34. Kellermeier JD, Tittor AW, Brooks JC, Galyean ML, Yates DA, Hutcheson JP, Nichols WT, Streeter MN, Johnson BJ, Miller MF. Effects of zilpaterol hydrochloride with or without an estrogen-trenbolone acetate terminal implant on carcass traits, retail cutout, tenderness, and muscle fiber diameter in finishing steers. J. Anim. Sci. 2009;87:3702–3711. doi: 10.2527/jas.2009-1823.

35. Montgomery JL, Krehbiel CR, Craston JJ, Yates DA, Hutcheson JJ, Nichols WT, Streeter MN, Bechtol DT, Johnson E, Terhune T, Montgomery TH. Dietary zilpaterol hydrochloride. I. Feedlot performance and carcass traits of steers and heifers. *J. Anim. Sci.* 2009;87:1374–1383. doi: 10.2527/jas.2008-1162.
36. Baxa TJ, Hutcheson JP, Miller MF, Brooks JC, Nicholset WT. Additive effects of a steroidal implant and zilpaterol hydrochloride on feedlot performance, carcass characteristics, and skeletal muscle messenger ribonucleic acid abundance in finishing steers. *J. Anim. Sci.* 2010;88(1):330–337. doi: 10.2527/jas.2009-1797.
37. Garmyn AJ, Shock JN, Van Overbeke DL, Beckett JL, Delmore RJ, Yates DA, Allen DM, Hilton GG. The effects of zilpaterol hydrochloride on carcass cutability and tenderness of calf-fed Holstein steers. *J. Anim. Sci.* 2010;88(7):2476–2485. doi: 10.2527/jas.2009-2635.
38. Lawrence TE, Gasch CA, Hutcheson JP, Hodgen JM. Zilpaterol improves feeding performance and fabrication yield of concentrate-finished cull cows. *J. Anim. Sci.* 2011;89(7):2170–2175. doi: 10.2527/jas.2010-3422.
39. Rathmann RJ, Bernhard BC, Swingle RS, Lawrence TE, Nichols WT, Yates DA, Hutcheson JP, Streeter MN, Brooks JC, Miller MF, Johnson BJ. Effects of zilpaterol hydrochloride and days on the finishing diet on feedlot performance, carcass characteristics, and tenderness in beef heifers. *J. Anim. Sci.* 2012;90(9):3301–3311. doi: 10.2527/jas.2011-4375.
40. Choi CB, Jung KK, Chung KY, Yang BS, Chin KB, Suh SW, Oh DH, Jeon MS, Baek KH, Lee SO, Kim SI, Lee YH, Yates DA, Hutcheson JP, Johnson BJ. Administration of zilpaterol hydrochloride alters feedlot performance, carcass characteristics, muscle, and fat profiling in finishing Hanwoo steers. 2013. *Livestock Science* 157:435–441. doi.org/10.1016/j.livsci.2013.06.035
41. Arp TS, Howard ST, Woerner DR, Scanga JA, McKenna DR, Kolath WH, Chapman PL, Tatum JD, Belk KE. Effects of dietary ractopamine hydrochloride and zilpaterol hydrochloride supplementation on performance, carcass traits, and carcass cutability in beef steers. *J Anim Sci.* 2014;92(2):836-43. doi: 10.2527/jas.2013-7122.
42. Elam NA, Vasconcelos JT, Hilton G, VanOverbeke DL, Lawrence TE, Montgomery TH, Nichols WT, Streeter MN, Hutcheson JP, Yates DA, Galyean ML. Effect of zilpaterol hydrochloride duration of feeding on performance and carcass characteristics of feedlot cattle. *J. Anim. Sci.* 2009;87(6):2133–2141. doi: 10.2527/jas.2008-1563.
43. Holmer SF, Fernández-Dueñas DM, Scramlin SM, Souza CM, Boler DD, McKeith FK, Killefer J, Delmore RJ, Beckett JL, Lawrence TE, VanOverbeke DL, Hilton GG, Dikeman ME, Brooks JC, Zinn RA, Streeter MN, Hutcheson JP, Nichols WT, Allen DM, Yates DA. The effect of zilpaterol hydrochloride on meat quality of calf-fed Holstein steers. *J. Anim. Sci.* 2009;87(11):3730–3738. doi: 10.2527/jas.2009-1838.
44. Strydom PE, Frylinck L, Montgomery JL, Smith MF. The comparison of three b-agonists for growth performance, carcass characteristics and meat quality of feedlot cattle. *Meat Science.* 2009;81(3):557–564. doi: 10.1016/j.meatsci.2008.10.011.
45. Scramlin SM, Platter WJ, Gomez RA, Choat WT, McKeith FK, Killefer J. Comparative effects of ractopamine hydrochloride and zilpaterol hydrochloride on

- growth performance, carcass traits, and longissimus tenderness of finishing steers. *J. Anim. Sci.* 2010;88(5):1823–1829. doi: 10.2527/jas.2009-2405.
46. LeRoy HG. Environmental influences on feed intake and performance of feedlot cattle. In: Symposium. Intake by feedlot cattle. Oklahoma State University, 1995. pp. 207.
 47. Delmore RJ, Hodgen JM, Johnson BJ. Perspectives on the application of zilpaterol hydrochloride in the United States beef industry. *J. Anim. Sci.* 2010;88(8):2825–2828. doi: 10.2527/jas.2009-2473.
 48. Centner TJ, Alvey JC, Stelzleni AM. Beta agonists in livestock feed: status, health concerns, and international trade. *J. Anim. Sci.* 2014;92(9):4234–4240. doi: 10.2527/jas.2014-7932.
 49. Moloney AP, Allen P, Ross DB, Olson G, Convey EM. Growth, feed efficiency and carcass composition of finishing Friesian steers fed the β -adrenergic agonist L-644,969. *J. Anim. Sci.* 1990;68(5):1269-1277. doi: 10.2527/1990.6851269x.
 50. Mersmann HJ. Beta-adrenergic receptor modulation of adipocyte metabolism and growth. *J. Anim. Sci.* 2002;80(E. Suppl. 1):E24–E29. doi: 10.2527/animalsci2002.0021881200800ES10005x.
 51. Shook JN, Van Overbeke DL, Kinman LA, Krehbiel CR, Holland BP, Streeter MN, Yates DA, Hilton GG. Effects of zilpaterol hydrochloride and zilpaterol hydrochloride withdrawal time on beef carcass cutability, composition, and tenderness. *J. Anim. Sci.* 2009;87(11):3677–3685. doi: 10.2527/jas.2009-1816.
 52. Hilton GG, Montgomery JL, Krehbiel CR, Yates DA, Hutcheson JP, Nichols WT, Streeter MN, Blanton JR Jr, Miller MF. Effects of feeding zilpaterol hydrochloride with and without monensin and tylosin on carcass cutability and meat palatability of beef steers. *J. Anim. Sci.* 2009;87(4):1394–1406. doi: 10.2527/jas.2008-1170.
 53. Wheeler TL, Cundiff LV, Koch RM. Effect of marbling degree on beef palatability in *Bos taurus* and *Bos indicus* cattle. *J Anim Sci.* 1994;72(12):3145–3151.
 54. Leheska JM, Montgomery JL, Krehbiel CR, Yates DA, Hutcheson JP, Nichols WT, Streeter M, Blanton JR, Miller MF. Dietary zilpaterol hydrochloride. II. Carcass composition and meat palatability of beef cattle. *J Anim. Sci.* 2009;87(4):1384–1393. doi: 10.2527/jas.2008-1168.
 55. Mills SE. Biological basis of the ractopamine response. *J. Anim. Sci.* 2002;80(E. Suppl. 2):E28–E32. doi: 10.2527/animalsci2002.80E-Suppl_2E28x.
 56. Sumano LH, Ocampo CL, Gutiérrez OL. Clenbuterol and other β -agonists, are they an option for meat production or threat for public health? *Vet. Mex.* 2002;33:137–159.